




HIGH PERFORMANCE
ANTENNAS

PRODUCT DATA 21520-01

SPIRAL ANTENNA, 0.5 - 2.0 GHz
P/N: 21520-01

Frequency - GHz	0.5 - 2.0	
Polarization	LHC	
Gain - dBiL	-7.0	@ 0.5 GHz, on Boresight
	2.5	@ 1.25 GHz, on Boresight
	3.0	@ 2.0 GHz, on Boresight
Axial Ratio - dB	1.5	Maximum, on Boresight
	3.0	Maximum, @ -3 dB points
Beamwidth - Deg	60 - 110	Typical 70 - 95
Beam Squint - Deg	< 5.0	For 90 % of Frequencies
	< 8.0	For 100% of Frequencies
VSWR	2.0 : 1	Maximum
Gain Tracking - dB (set of 6, peak to peak)	1.0	Maximum, on Boresight
	2.0	Maximum, @ 30°
	3.0	Maximum, @ 60°
Phase Tracking - Deg (set of 6, peak to peak)	14.0	Maximum, on Boresight
	16.0	Maximum, @ 30°
	22.0	Maximum, @ 60°
Power - Watts	2 / 20	CW / Peak
Connector	SMA	Female
Weight - Grams	750	Maximum
Environment	Flight	To 50,000 Feet

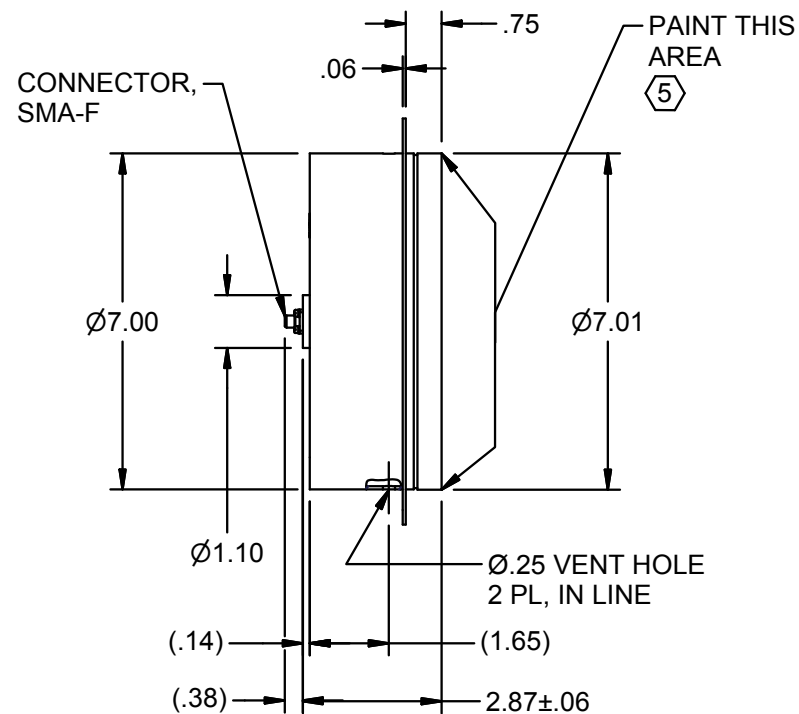
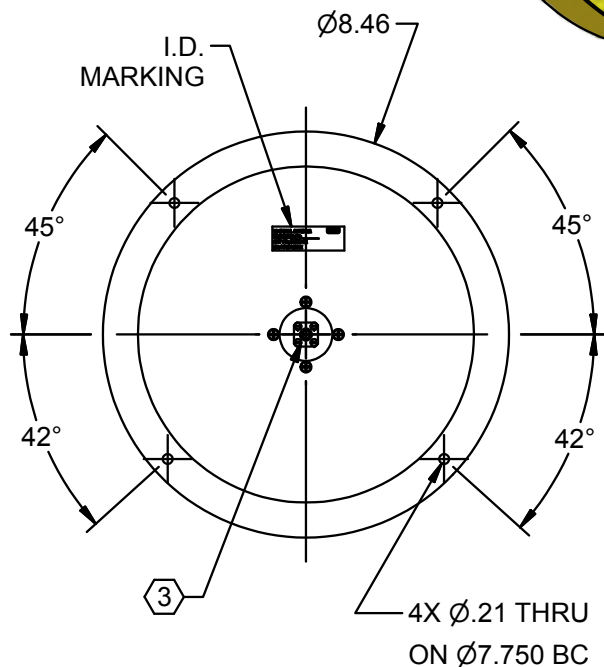
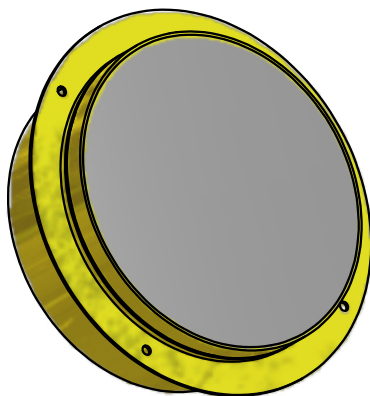


AMT MICROWAVE CORPORATION
850 CALLE PLANO CAMARILLO CA 93012
(T) 805-384-1560 (F) 805-384-1563

AMT PROPRIETARY INFORMATION

REVISION HISTORY

REV	DESCRIPTION	DATE	APPROVED
A	DESIGN RELEASE	7/15/2003	S.H.



1. POLARIZATION IS LHC.
2. WEIGHT: 700 GRAMS.
3. AXIAL ORIENTATION OF THE CONNECTOR IS FOR REFERENCE ONLY.
4. FINISH: METAL (ALUMINUM): CHEM FILM PER MIL-C-5541.
5. FINISH: RADIATOR SURFACE: GRAY RAIN EROSION RESISTANT COATING.

NOTES: UNLESS OTHERWISE SPECIFIED.

INTERFACE CONTROL DRAWING

PREPARED BY SONBJ	DATE 7/7/2003
APPROVED BY SH	DATE 7/14/2003
UNLESS OTHERWISE NOTED DIM AND TOL PER ANSI Y14.5 MACH 125 ✓ PER ANSI B461 REMOVE BURRS AND SHARP EDGES .010 MAX TOL: .XX±.020 .XXX±.005 ANGLE±1°	

AMT AMT MICROWAVE CORPORATION
CAMARILLO CA 93012

TITLE
LB SPIRAL ANTENNA
0.5-2.0 GHz

SIZE A	CAGE CODE 6AB36	DWG NO 21520-01	REV A
-----------	--------------------	--------------------	----------

MATERIALS: PLEASE SEE NOTES SCALE: NTS SHEET 1 OF 1